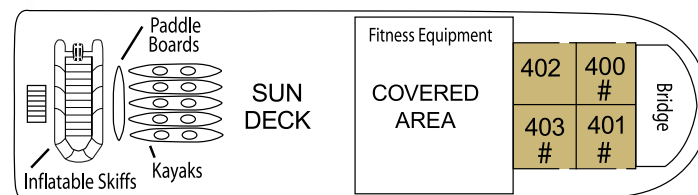


# Wilderness Discoverer

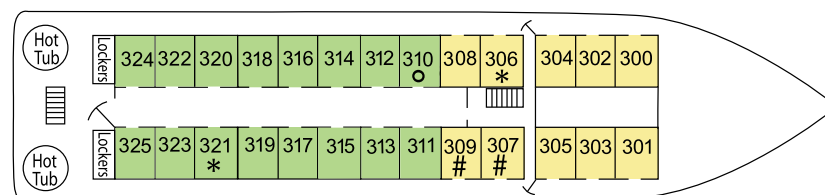
76 Guests / 28 Crew / 38 Cabins / Length 176'

Inviting, and oh so cared for by her crew, the *Wilderness Discoverer* delivers big adventure with top-of-the-class style. She has Alaska in her soul—and a beautiful bar top and tap tower made from a yellow cedar log found in Peril Strait. But looks aside, she doesn't hold back when it comes to exploration.

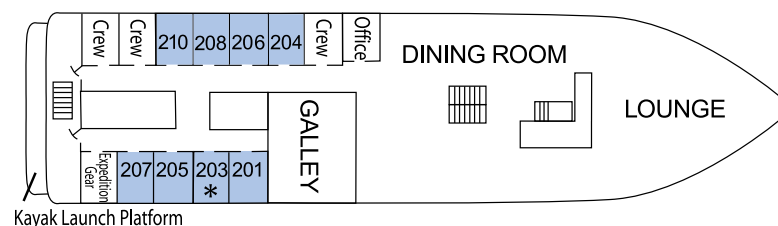
Her shoal draft allows access to waters that are off-limits to bigger boats, where she can slip right in. An instigator of action, she was the first "Wilderness" boat in the family and set us on a path toward greater adventures—you will be, too.




Sun Deck



Observation Deck




# Double or Triple Accommodation \* Single or Double Accommodation ○ Fixed Twin Beds




## Explorer (XPL)

Sitting area; queen or twin beds; large picture window; private bath with shower




## Trailblazer (TRB)

Queen or twin beds; view window; private bath with shower



## Pathfinder (PAT)

Outside entry; fixed queen, fixed double bed, or fixed double bed with twin bed (307, 309); view window; private bath with shower



## Navigator (NAV)

Queen or twin beds; view window; private bath with shower

All cabins are outside and above deck with view windows.

Cabin/ship diagram not to scale. Images may not represent all cabins within a category.

